

MIDDLE SCHOOL INDUCTION

Head of Middle School:

Mrs M.J. Jenner (HOY 11)

Assistant Heads of Middle School:

Mr B.W. Denham (HOY 9)

Mr H.G. Joyce (HOY 10)



MIDDLE SCHOOL OFFICE

ROLE: TO PROVIDE FOR ACADEMIC AND PASTORAL WELLBEING

- ✘ Middle School Office and Pastoral Support will be manned before school, at lunchtime and immediately after school.
- ✘ Available in person, on Teams and on email:
 - + MJJ
 - + BWD
 - + HGJ
- ✘ Serious issues- your tutor is your first port of call.



SCHOOL DAY TIMES



Session	Start	Finish
Registration/Assembly	9.00	9.25 (+ 5 mins)
Period 1	9.30	10.00
Period 2	10.00	10.30
Break	10.30	10.50
Period 3	10.50	11.20
Period 4	11.20	11.50
Change Over	11.50	11.55
Period 5	11.55	12.25
Period 6	12.25	12.55
Lunch	12.55	13.45
Period 7	13.45	14.15
Period 8	14.15	14.45
Change Over	14.45	14.50
Period 9	14.50	15.20
Period 10	15.20	15.50

ARRIVAL AT AND DEPARTURE FROM SCHOOL

- ✘ Enter and exit via the most appropriate gate for your journey**
- ✘ Year 9 Space: Back Yard and Paddock block yard**
- ✘ Either Shack can be used in either of your areas.**
- ✘ Behaviour on yard/paddock block—changeovers, ball games**
- ✘ Wet weather**
- ✘ Don't arrive before 8:00am and Leave the site by 4:15pm, unless under staff supervision**

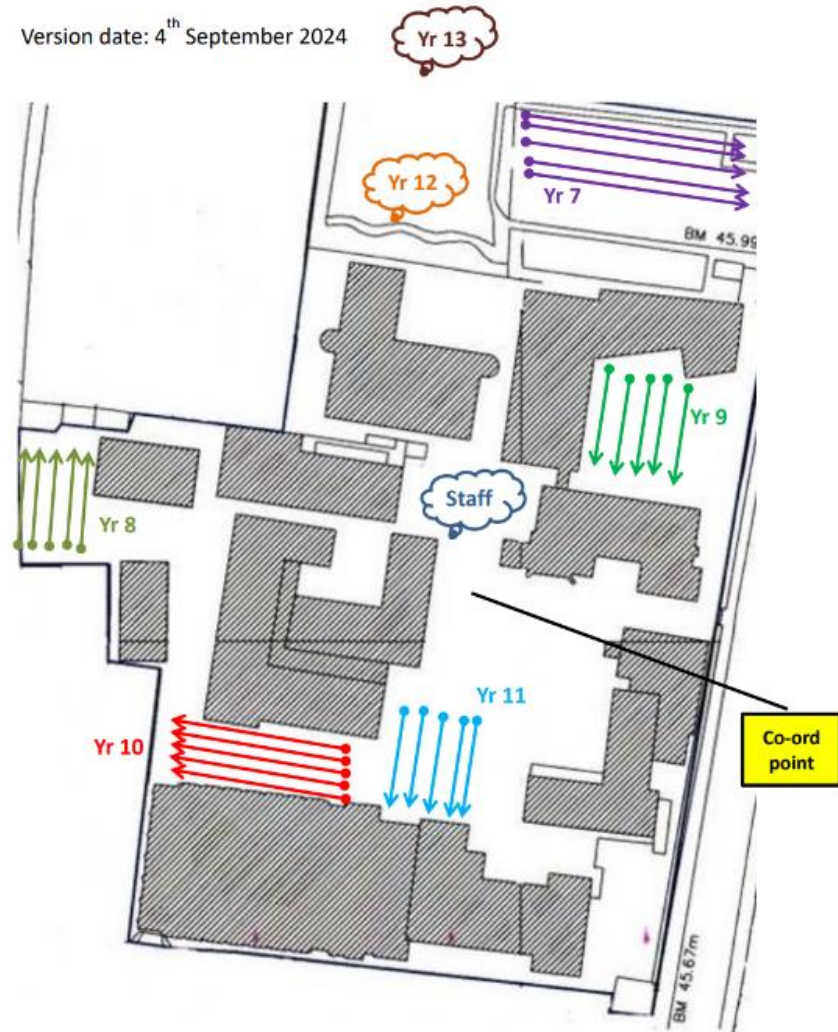
CARE OF YOUR CLASSROOM



- ✘ It is a privilege for you to be allowed into classrooms out of lesson time as appropriate.
- ✘ It is your responsibility to keep your allocated room tidy.
- ✘ All litter in the bins
- ✘ Damage should be reported
(you may be charged)
- ✘ Ensure that the room is tidy before leaving it.

FIRE ASSEMBLY POINT

Version date: 4th September 2024



TUTOR GROUP INFORMATION

- × 9J Mrs S White
 - × 9M Mr L Duckett
 - × 9O Mr P Du-Plessis-Smith
 - × 9P Dr R Taylor
 - × 9W Mr G Davies
-
- × Please be prompt to registration- lined up outside ready for the bell.





ASSEMBLIES & TUTOR-TIME

- ✘ **MONDAY** Tutorial
- ✘ **TUESDAY** Tutorial – Silent Reading
- ✘ **WEDNESDAY** Whole School Assembly
- ✘ **THURSDAY** Middle School Assembly
- ✘ **FRIDAY** Tutorial / Chapel on Alternate weeks

WHOLE SCHOOL ASSEMBLY SEATING PLAN (SPORTS HALL)

REAR

11

10

9W

9P

9O

9M

9J

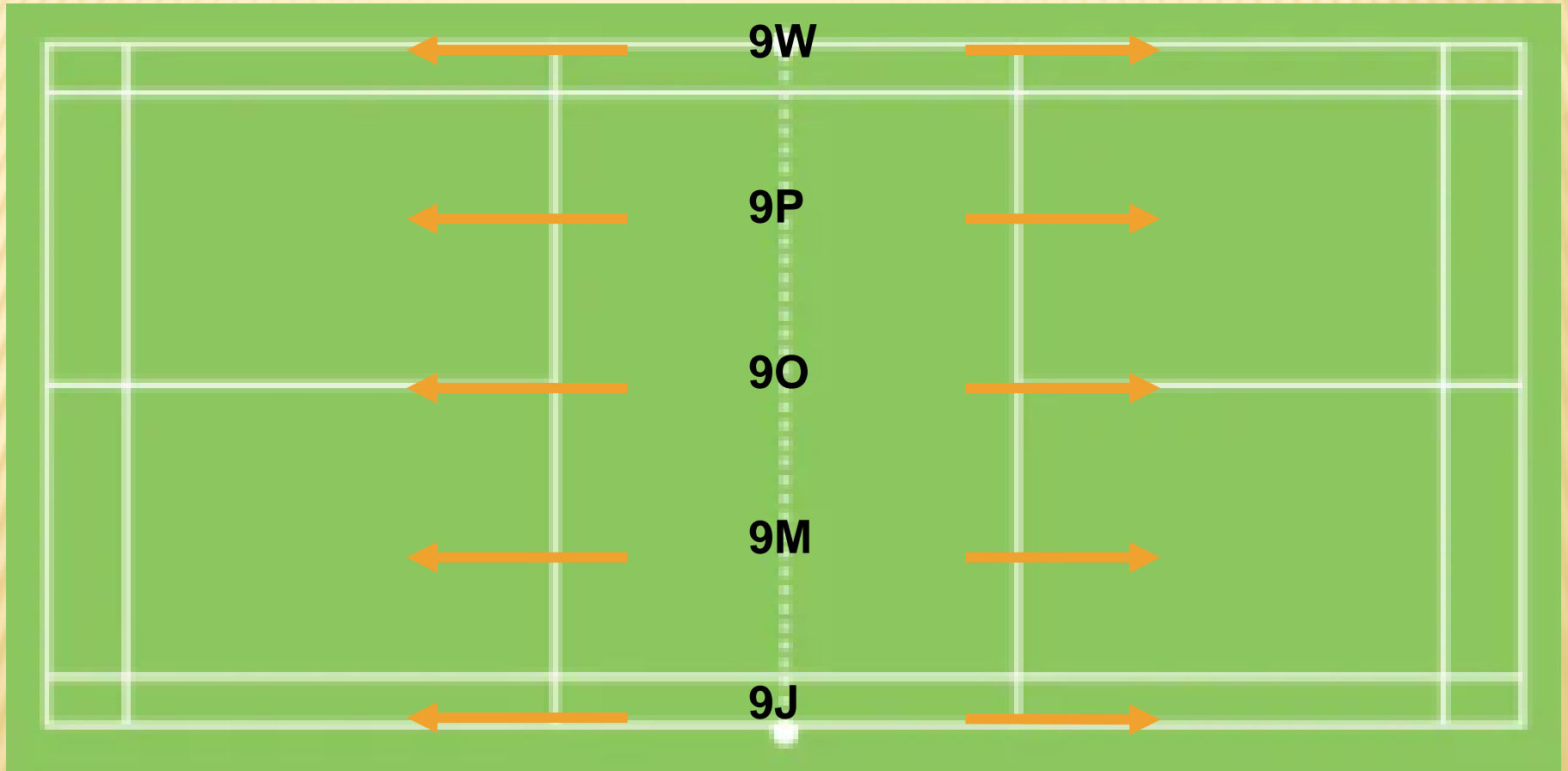
8

7

FRONT



For Middle School Assembly on a Thursday:



ICT



**ICT 1 and ICT 2 are available to
use any break or lunchtime for
WORK or RESEARCH
NOT FOR GAMES!**



EATING!

- × **Breakfast – open from 8am**
- × **Snacks (First Break and Lunch) – Your Shacks**
- × **(TODAY IN THE PADDOCK BLOCK SHACK ONLY)**
- × **Lunch – Hot food is available from the Dining Hall every lunchtime and other food from your shacks or bring a packed lunch**
- × **Payment – Fingerprint/pin recognition.**

EXPECTATIONS

- × **New office- there is a new team but our expectations are the same.**
- × **Form tutor- they are here to help you but also ensure you start the day as you should.**
- × **New subject teachers / grading system (1-9 not Foundation-Exceptional)**
- × **Attendance- below 90%= 19 days= 4 weeks of teaching= a whole grade difference at GCSE.**



FORM TIME EXPECTATIONS:

- ✘ Line up outside the classroom
- ✘ They are invited into the room to calmly (silently if your tutor wishes) to stand behind their desks.
- ✘ Seated for the register and getting reading books for Tuesdays.
- ✘ Wordle or the like.
- ✘ Announcements for the week/day.
- ✘ You will be dismissed after a uniform check.

EXPECTATIONS

- × **Phones and lockers**
- × **Uniform- in next slides.**
- × **Your work**
- × **Setting an example to other year groups.**



MIDDLE SCHOOL DRESS CODE

FOR NON-GAMES / PE DAYS

× Blazer

× To be worn to and from School
(NO HOODIES!).

× To be worn to and from lessons

× Once in a lesson, the teacher may allow
you to remove it



MIDDLE SCHOOL DRESS CODE

- × Grey / black trousers
- × White / light grey / light blue shirt - Tucked in and top button done up
- × School tie
 - × Of suitable length
 - × Done up to collar



MIDDLE SCHOOL DRESS CODE

- × **Jumpers (if worn they are not to be worn without a blazer)**
 - × **V - neck**
 - × **Plain grey or navy**
- × **Footwear**
 - × **Plain black or dark brown – smart, polish-able shoe**
 - × **No trainers or trainer-styles**
 - × **No white or vivid coloured socks or trainer socks**



MIDDLE SCHOOL DRESS CODE

× Hair

- × Neat and tidy; conventional style
- × Your natural colour
- × No longer than collar length, unless neatly tied back
- × No facial hair

× Coats – Not worn in lessons



MIDDLE SCHOOL DRESS CODE

× Games Kit:

× Games: all year groups - Thursday

× PE: 9J, 9O and 9W Monday; 9M and 9P Friday

× **ONLY SCHOOL-APPROVED GAMES KIT TO BE WORN**





YEAR 9 – IMPORTANT TIMES

End of November- Data Drop one and Targets issued

End of January- Data Drop two

24th January- Parents Evening

2nd June- Year 9 Exams Week

End of June- Data Drop three

YEAR 10/11 IMPORTANT DATES

Year 10

- ✗ Christmas time- Data Drop 1
- ✗ Feb- Invite only parents evening
- ✗ Mid March- Data Drop 2
- ✗ End of March Year 10 Prelim Exams
- ✗ May- Parents Evening for all
- ✗ Summer Term- Academic mentor meeting 1

Year 11

- ✗ Oct- Data Drop 1
- ✗ End of Nov/Beginning of Dec- Year 11 Prelims
- ✗ January- Data Drop 2 (Prelim Results) AND Academic mentor meeting 2
- ✗ End of January- Parents Evening for all
- ✗ March- Data Drop 3
- ✗ Some point in May- Leave for Study leave to complete your GCSE Exams

- ✗ Approximately 105 school weeks until you leave for study leave for your GCSES!

BE PREPARED.....

- ✘ Check your timetable on Bromcom tonight **before tomorrow!** Keep a copy with you.
- ✘ Check Teams **DAILY** for homework and other messages.
- ✘ Pack your bag each evening before school to ensure you have everything you need.





WORK - WHAT IS EXPECTED?

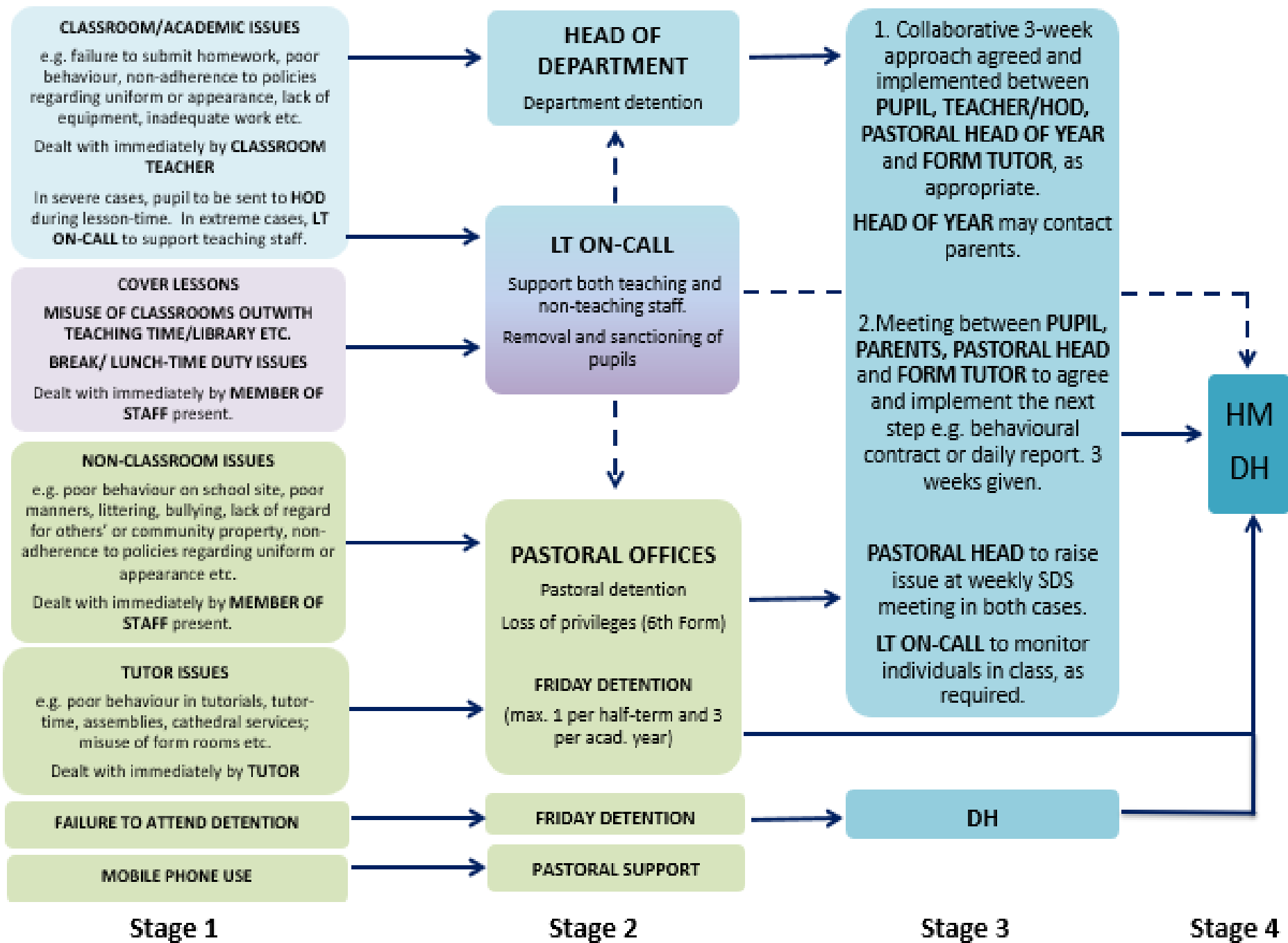
- ✘ All homework will be set on Teams - you must adhere to the deadlines set
- ✘ Submitted regularly and punctually
- ✘ Up to 40 minutes of homework per day per subject allocated
- ✘ Catching up on missed work is **YOUR** responsibility, lessons will be posted on Teams but pupils also need to speak to their teachers of their own accord.



CLASSROOM BEHAVIOUR

- ✘ Seating plans
- ✘ Attention and focus
- ✘ Late attendance/ music lessons
- ✘ Behaviour Policy

BWS: STAGES OF DISCIPLINE



ACADEMIC & PERSONAL PROBLEMS - WHO CAN HELP?

- × A friend
- × Your teacher
- × Your form tutor
- × Another teacher of the subject
- × Head or Assistant Heads of Middle School
- × ELSA/SENCO/Learning support team
- × School Nurse (Thursday lunchtimes)
- × School Chaplain
- × Pastoral Support Officer
- × Safeguarding Team (yellow lanyards)



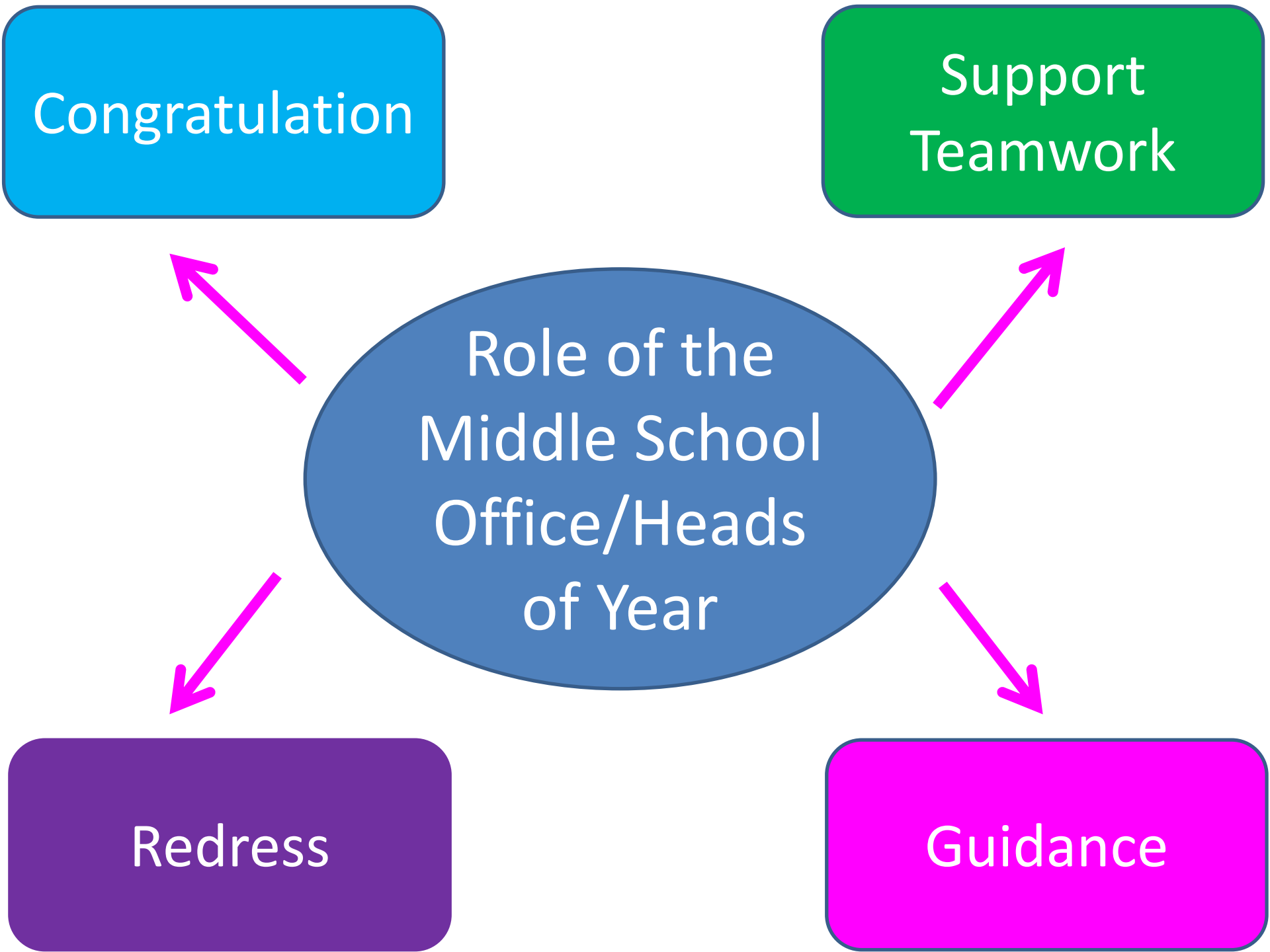
Congratulation

Support
Teamwork

Role of the
Middle School
Office/Heads
of Year

Redress

Guidance



Focus on the Task

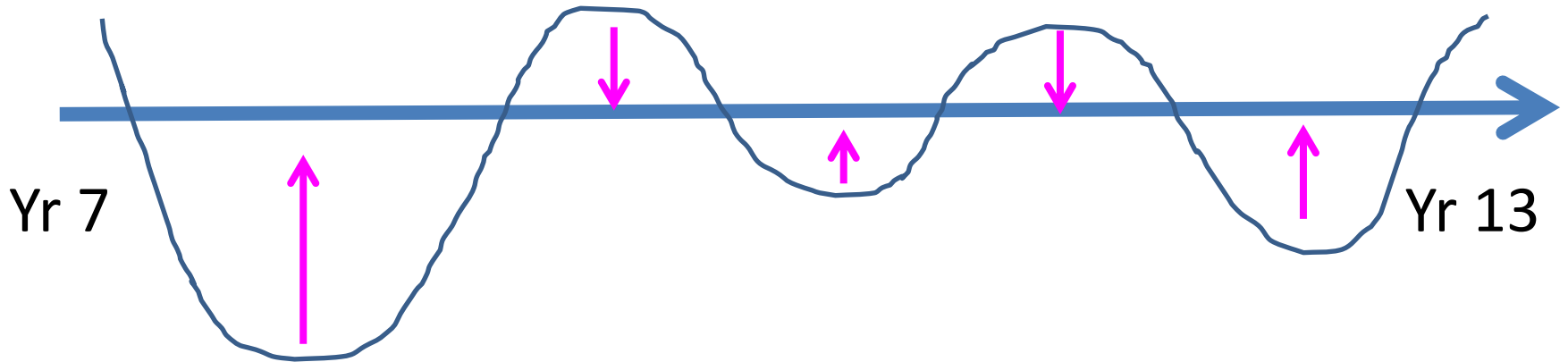
What does your future self look like?

Have High Standards

- Honesty
- Reliability
- Courtesy/Manners
- Service to the community at large.

Communicate

- Call others out
- Seek support



Be Resilient

- Peer Pressure
- Focus on what you want to achieve academically, on the sports pitch, creatively.....

Take Part

- Get out what you put in
- Acknowledge where you are

ATTITUDES TOWARDS OTHERS

- × **Set an example for younger pupils**
- × **Respect others in the Middle School**
- × **Be polite to older pupils and prefects**
- × **Be polite to teachers and other staff**



YOUR BEHAVIOUR IS YOUR CHOICE AND YOUR RESPONSIBILITY

